



District Report Card: 2017


| | |
|-------------------------|-----------------------------|
| State: Telangana | District: KARIMNAGAR |
| Class: 8 | Subject: Language |
| Schools: 51 | Students: 962 |


Participation/Coverage


Students

| GENDER  | Boys | | Girls | |
|--|--------|-------|--------|-------|
| | Number | % | Number | % |
| | 456 | 47.40 | 506 | 52.60 |

| AREA  | Rural | | Urban | |
|---|--------|-------|--------|-------|
| | Number | % | Number | % |
| | 790 | 82.12 | 172 | 17.88 |

| CATEGORY  | SC | | ST | | OBC | | GEN | |
|--|--------|-------|--------|------|--------|-------|--------|------|
| | Number | % | Number | % | Number | % | Number | % |
| | 327 | 33.99 | 35 | 3.64 | 559 | 58.11 | 41 | 4.26 |

| CWSN  | LD | VI | HI | S&LD | ID | Oth |
|--|----|----|----|------|----|-----|
| | 1 | 3 | 0 | 1 | 0 | 30 |

| MANAGEMENT  | Government | | Government-aided | |
|--|------------|-------|------------------|------|
| | Number | % | Number | % |
| | 909 | 94.49 | 53 | 5.51 |

Average Performance of Students in Language (%)

| Overall | Gender | | Area | | Management | | Social Group | | | |
|---------|--------|--------|-------|-------|------------|-------|--------------|-------|-------|-------|
| | Male | Female | Rural | Urban | Govt. | Aided | SC | ST | OBC | GEN |
| 55.22 | 53.11 | 57.11 | 55.81 | 52.52 | 54.70 | 64.03 | 53.66 | 48.95 | 56.51 | 55.45 |

Performance on Learning Outcomes (LOs)

| Learning Outcomes | Description | Average Performance(%) |
|-------------------|--|------------------------|
| L813 | Read textual/non-textual materials with comprehension and identifies the details, characters, main idea and sequence of ideas and events while reading | 55.22 |

| Range of Performance of Students who Answered Correctly | | | | | | | |
|---|-------|-----------|-------|-----------|-------|-----------|-------|
| Below 30% | | 30% - 50% | | 50% - 75% | | Above 75% | |
| Number | % | Number | % | Number | % | Number | % |
| 140 | 14.55 | 232 | 24.12 | 432 | 44.91 | 158 | 16.42 |

Lowest Performing Learning Outcomes (LOs)

1 - Read textual/non-textual materials with comprehension and identifies the details, characters, main idea and sequence of ideas and events while reading (55.22)